

Build Your Own

TWEETSIE[®] RAILROAD

Refer to Assembly Instructions Sheet



3-D Holiday Train 2010

Parts & Pieces Sheet 7A

TWEETSIE[®] RAILROAD

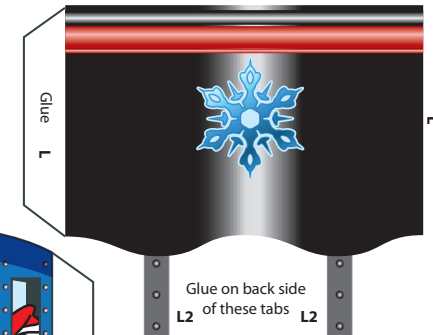
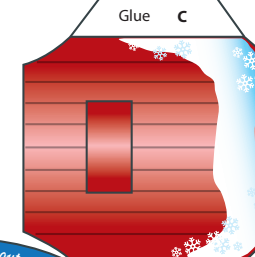
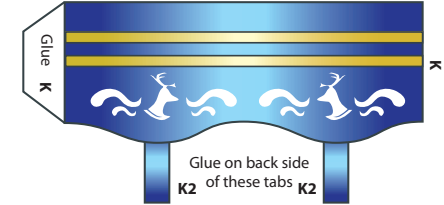
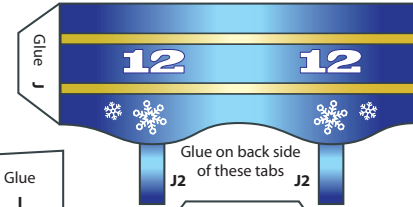
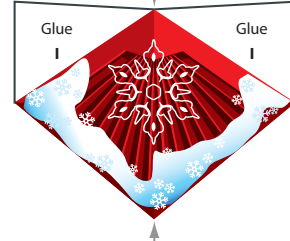
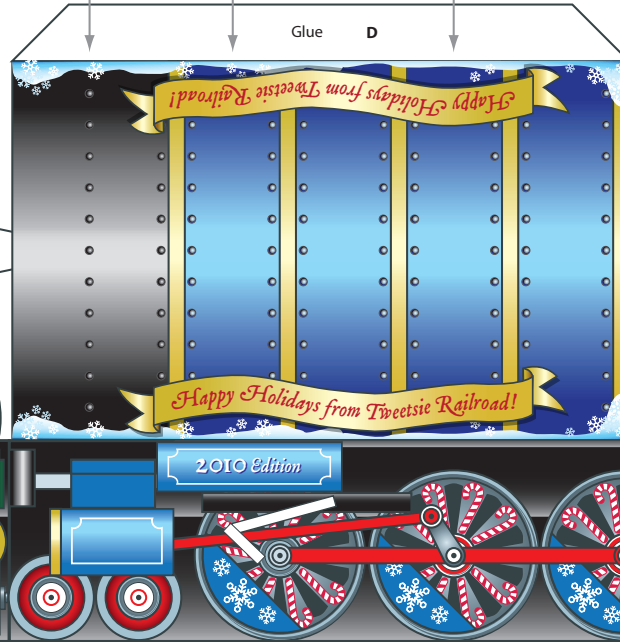
Tweetsie Holiday Train 2010

As we pass through another Holiday Season, we can't help but think of folks like you who make the journey so special.

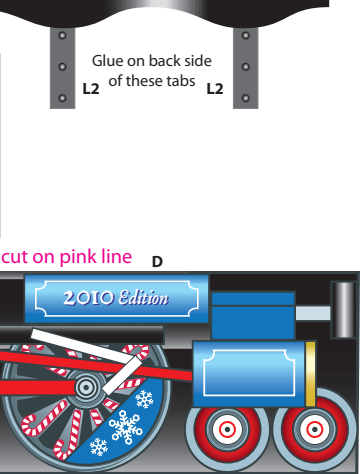
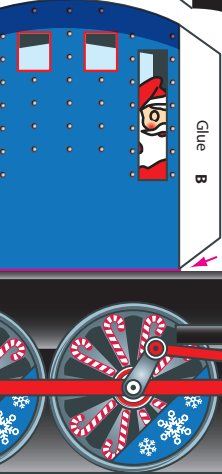
Season's Greetings From your friends at Tweetsie Railroad

Tweetsie Engine #12
Fast Facts Stand-up Plaque

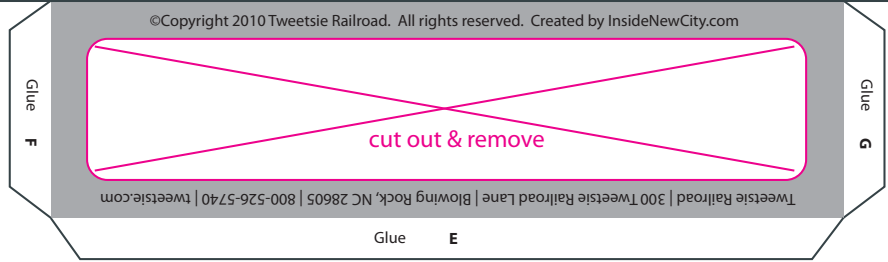
L2 center on top (refer to photo)
J2 center on top (refer to photo)
K2 center on top (refer to photo)



cut on pink line B (on side)



I centered on front, flush to the bottom (refer to photo)



©Copyright 2010 Tweetsie Railroad. All rights reserved. Created by InsideNewCity.com

Tweetsie Railroad | 300 Tweetsie Railroad Lane | Blowing Rock, NC 28605 | 800-526-5740 | tweetsie.com



TWEETSIE.COM Visit our website to find out more about Tweetsie Railroad, and how to plan your next visit to our theme park for **YOUR** Wild West Train Adventure!

©Copyright 2010 Tweetsie Railroad. All rights reserved.
Tweetsie Railroad | 300 Tweetsie Railroad Lane
Blowing Rock, NC 28605 | 800-526-5740 | tweetsie.com